
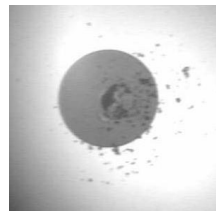
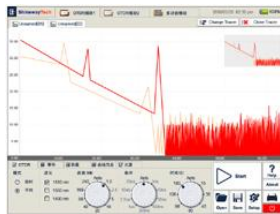


MTP-1000 Multifunctional Test Platform

MTP-1000 is a compact modular platform with up to 3 functional modules, which is specially designed for FTTx/PON applications and can meet all test requirements of installers, contractors and service operators during network installation, service activation, maintenance and troubleshooting.

Designed for Metro, Access & FTTx Networks

- ◆ Flexible wavelength configurations to meet different requirements
- ◆ FTTx in-service test (1625nm with filter)
- ◆ PON OTDR tests through splitter ($\geq 1 \times 64$), splitter & fiber-end identifiable
- ◆ Pass-through PON Power Meter simultaneously measures Triple-play PON signals (1310/1490/1550nm)
- ◆ Visible Fault Locator fast locates defective connectors, faults in macrobends, patch cords and patch cord panels
- ◆ Optical Connector Inspector checks connector & fiber termination for polish quality & cleanliness

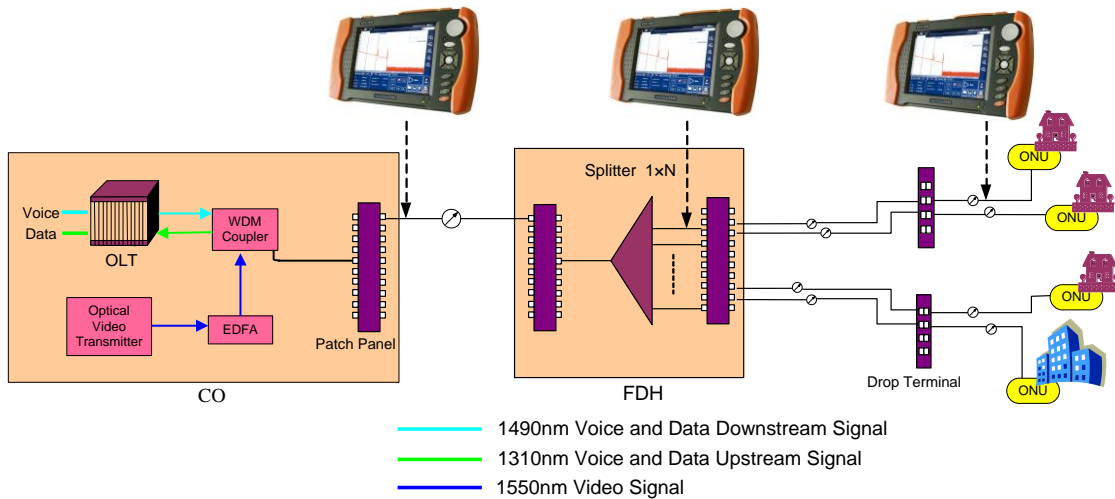


Optimized Platform Performance

- ◆ Lightweight
- ◆ 8.4 inch touch screen
- ◆ Excellent Man-Machine interface for easy operation
- ◆ Damp-dust-shock proof
- ◆ Knob and touchpen combination: Fast and easy handling
- ◆ Optimized power management: 7 hours continuous operation
- ◆ Fast power up with Windows CE

Flexible Test in PON Architecture

MTP-1000 can perform real-time test anywhere in the network for FTTx/PON installation, activation and maintenance.



OTDR Module

- ◆ Multiple modules available for flexible configuration
- ◆ FTTx applicable
- ◆ Value-added Visible Fault Locator
- ◆ GR-196-CORE compliant

TraceManager Software

- ◆ Multi traces comparison
- ◆ Single/multi trace printing
- ◆ Batch editing and printing
- ◆ Bidirectional testing

General Loss Tester Module

- ◆ Simultaneous Triple-play PON signals measurement (1310/1490/1550nm)
- ◆ Burst mode 1310nm upstream signal detection & measurement
- ◆ Dual-port pass-through design
- ◆ 1310/1490/1550/1625nm Quad-wavelength Stabilized Laser Source
- ◆ 850/1300/1310/1490/1550/1625nm CAL wavelength Optical Power Meter

OCI Optical Connector Inspector Module

- ◆ Focusing knob for fast focus
- ◆ Eye-safe and clear video viewing
- ◆ Interchangeable connector tips

Specifications

Platform				
Display	8.4 inch TFT Touch Screen (800x600)			
Connectivity	USBx2; 10/100Mbit/s RJ-45x1			
Memory	2GB			
Power Supply	Li-Ion Battery/AC Adapter			
Battery Life	7 hours continuous operation			
Weight	2.1kg (Platform only)			
Dimensions (HxWxT)	320x190x70mm (Platform only)			
OTDR Module	Wavelength (±20nm)	Dynamic Range (dB)	EDZ(m)	ADZ(m)
MOT200-20VD	1310/1550	45/43	1.5	10
MOT200-30VC	1310/1490/1550	38/37/37	1.5	12
MOT200-31VC	1310/1550/1625	38/37/37	1.5	12
MOT200-32VC	1310/1383/1550	38/37/37	1.5	12
MOT200-40VC	850/1300/1310/1550	18/22/38/37	7/1.5	20/12
MOT200-41VC	1310/1490/1550/1625	38/37/37/37	1.5	12
Emitter Type	LD			
Connector	FC/PC (Interchangeable SC, ST)			
Distance Measure Accuracy	$\pm(1m + 5 \times 10^{-5} \times \text{distance} + \text{sampling space})$			
Attenuation Detect Accuracy	± 0.05 dB/dB			
Reflection Detect Accuracy	± 4 dB			
MCI100 Optical Connector Inspector Module				
Field of View	400µm×300µm			
Resolution	≤1.5µm			
Focusing	Manual Focus			
Hand Probe Dimensions	Ø32×175mm			
MPN200 General Loss Tester Module: PON Power Meter				
CAL Wavelengths	1310	1490	1550	
Measurement Range	-40 ~ +10dBm ⁽¹⁾	-40 ~ +12dBm	-40 ~ +25dBm	
Spectral Passband	1310±20nm	1490±10nm	1550±10nm	
Power Uncertainty	≤ 0.5dB			
Display Resolution	0.01dB			
Insertion Loss	≤ 1.5dB			
MPN200 General Loss Tester Module: Stabilized Laser Source				
Wavelength (±20nm)	1310,1490,1550,1625nm			

Emitter Type	FP-LD@1310,1490,1550nm; DFB-LD@1625nm
Output Mode	CW, 270Hz,1KHz,2KHz
Spectrum Width	≤5nm
Output Power	≥ -7dBm
Power Stability	±0.05dB/15min; ±0.10dB/8hr
Connector	FC/PC (Interchangeable SC, ST)
MPN200 General Loss Tester Module: Optical Power Meter	
CAL Wavelength	850,1300,1310,1490,1550,1625nm
Power Range (dBm)	-70~+10 ⁽²⁾ or -50~+27
Accuracy	±0.25 dB (5%) @25°C& -10dBm (±0.5 dB@850nm)
Detector Type	InGaAs
MOD Identification	270,1K,2K Hz
Resolution	0.01dB
Connector	FC (Interchangeable SC, ST)

Notes: (1) Burst mode measurement range at 1310 nm: -30 ~ +10dBm;
(2) For 850nm, the lower limit of measurement range is -60 dBm.

* Specifications subject to change without notice

Shineway Technologies (China), Inc.

Add: Floor 5, Office Building, No.14 Huayuan North Rd, Haidian District, Beijing 100191, China

Tel: +86-10-51551122

Email: support@shinewaytech.com

Fax: +86-10-62386994

Web: www.shinewaytech.com